

COVID-19 Recovery Committee

5th Meeting, 2021 (Session 6), Thursday 23 September 2021

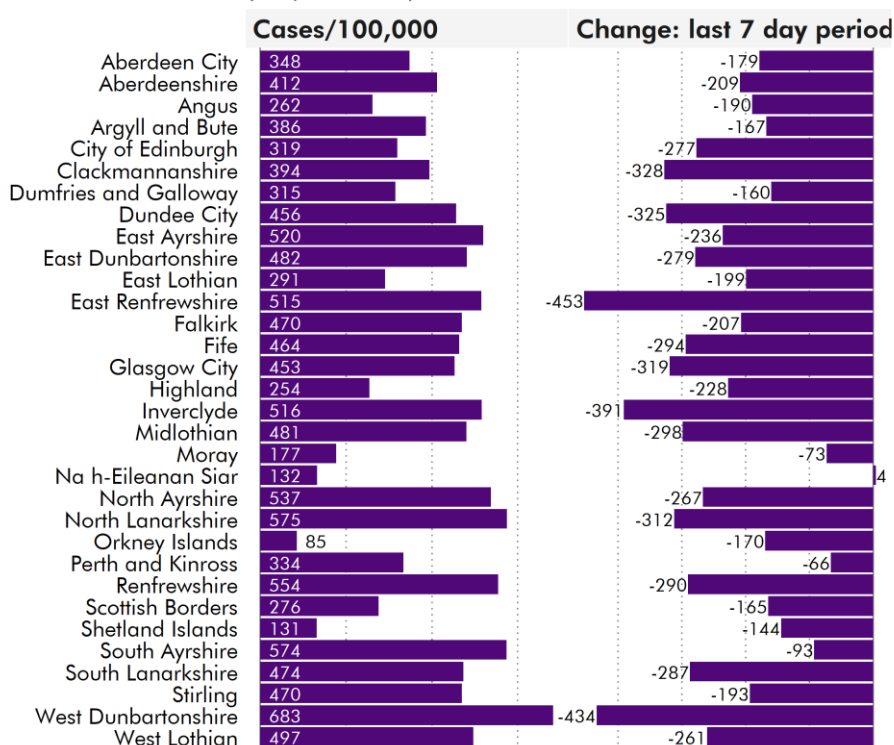
SPICe: Weekly COVID-19 Update

This note updates Members with some recent data on Covid-19, including:

- Positive cases per 100,000 by local authority area (based on the methodology used by [Public Health Scotland in their daily dashboard.](#))
- Longer term trends for Scotland as a whole
- A closer look at vaccine uptake
- Information on the four harms of Covid-19
- Links to further resources and information

Positive cases per 100,000 of the population by local authority

Data for the seven days up to 19 September 2021

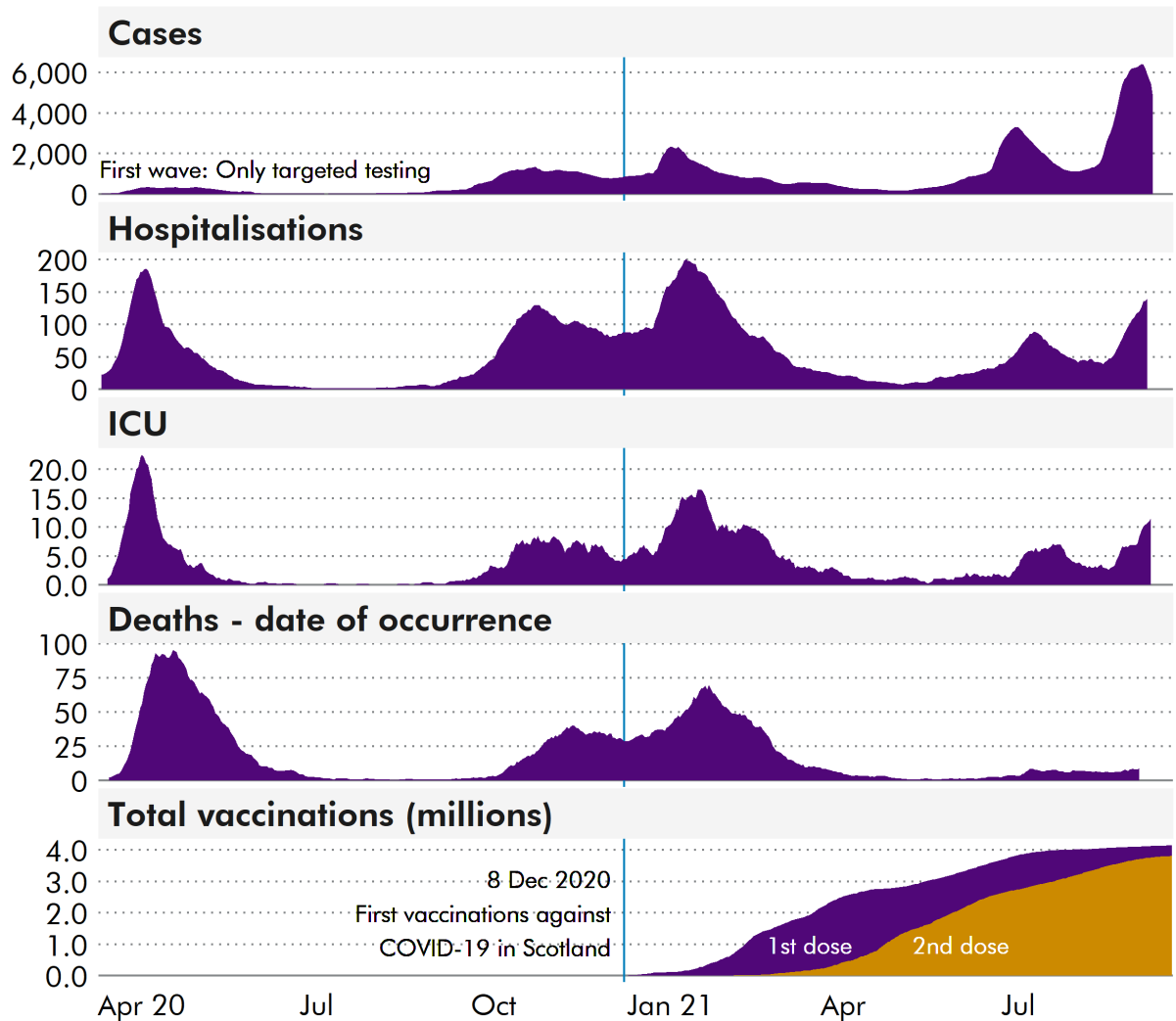


Source: Public Health Scotland

Longer-term trends

Trends in COVID-19 cases, hospital admissions, ICU admissions, deaths and vaccinations in Scotland since the start of the pandemic

7 day averages | Data as at 20 September 2021



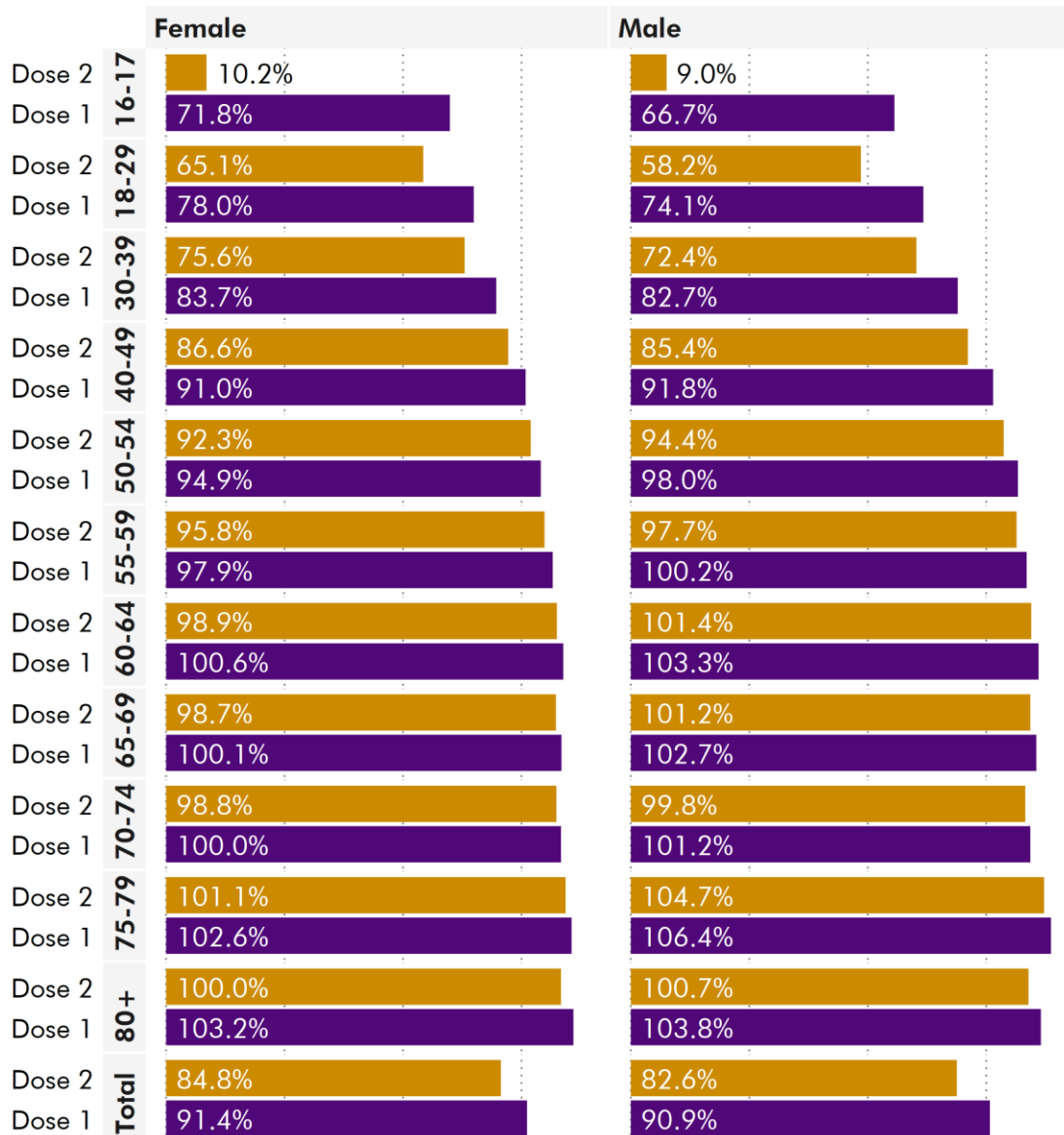
Source: Public Health Scotland and National Records of Scotland

A closer look at vaccine uptake

The following charts provide a breakdown of vaccine uptake (by first and second doses), by age, sex, local authority area, and ethnicity.

Proportion of population who have received the vaccine

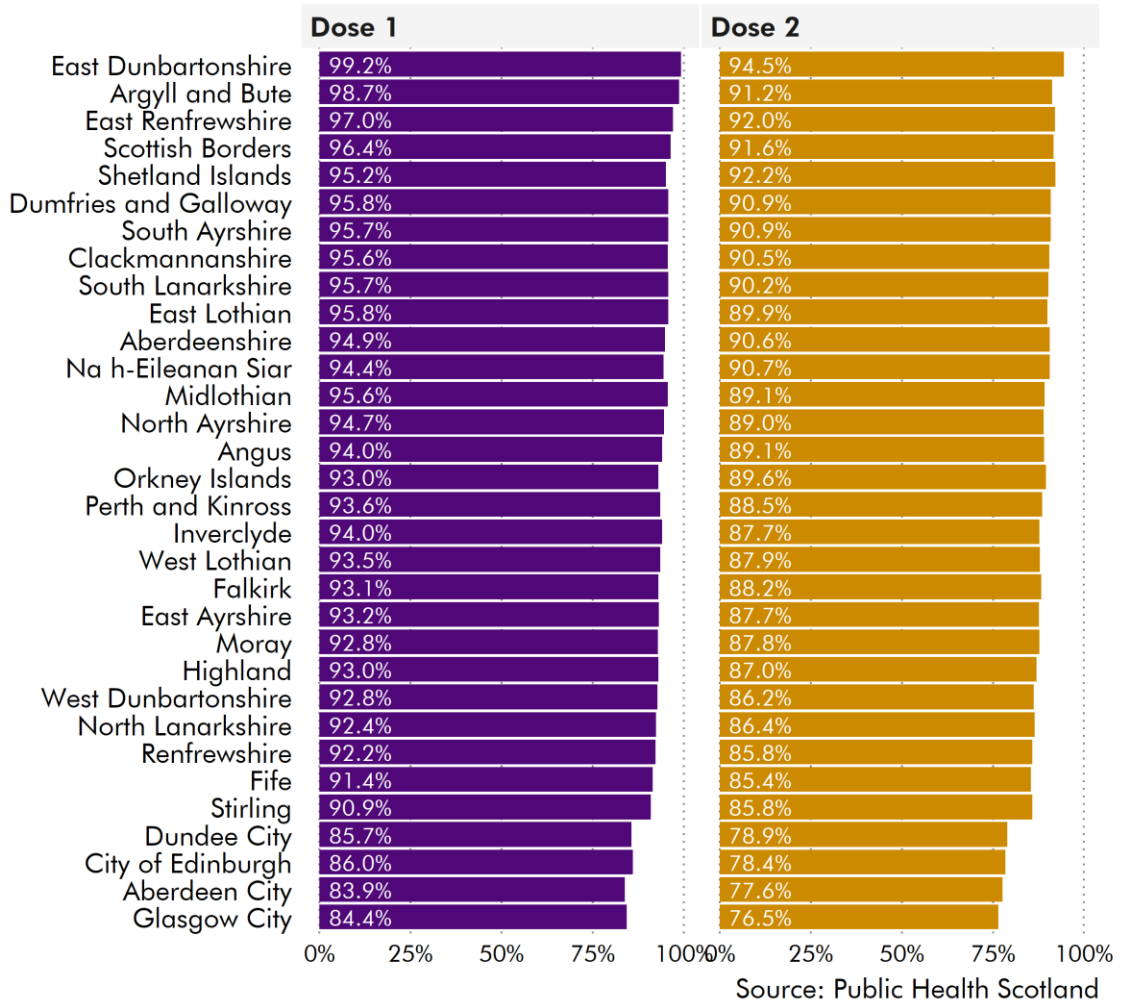
By dose, age and sex | As at 19 September 2021



Source: Public Health Scotland

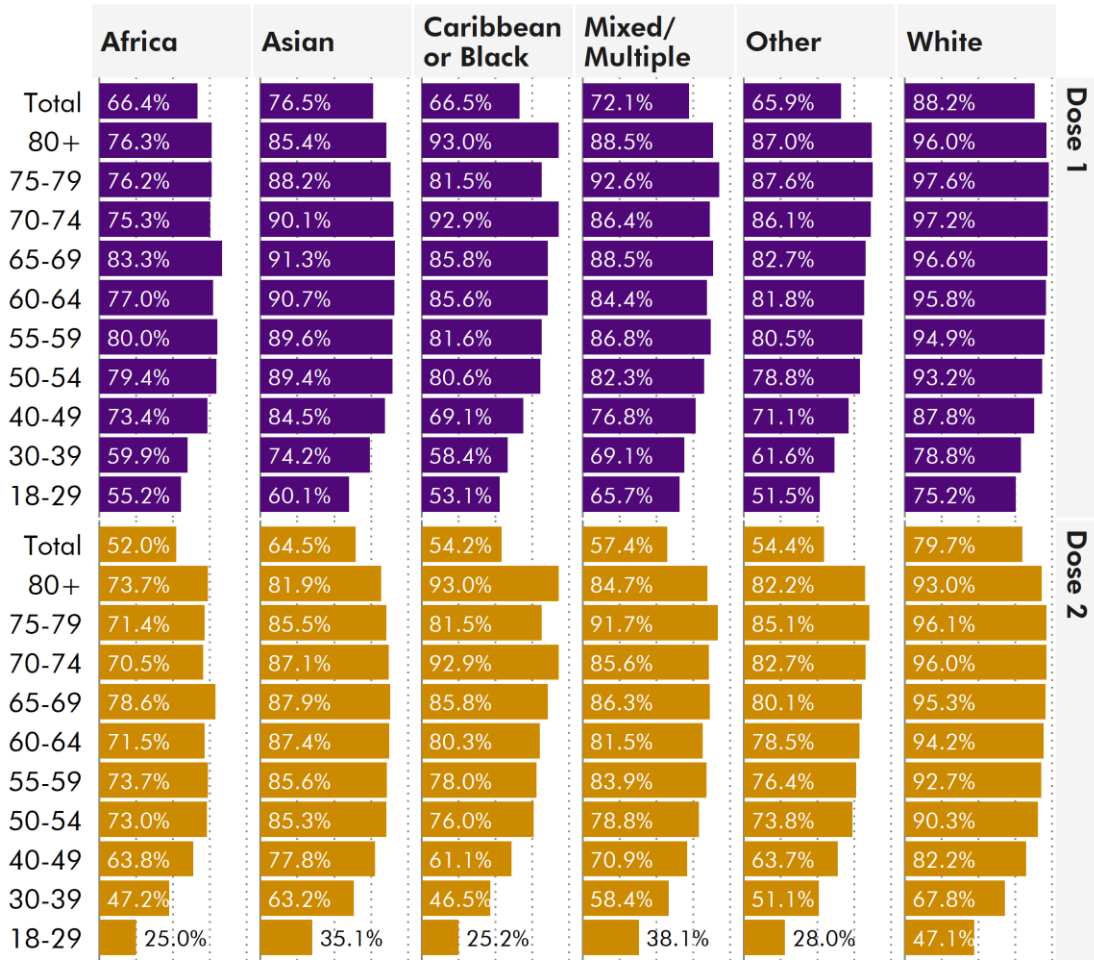
Proportion of population who have received the vaccine

By dose and local authority | As at 19 September 2021



Proportion of population who have received the vaccine

By dose and Ethnicity | As at 24 August 2021



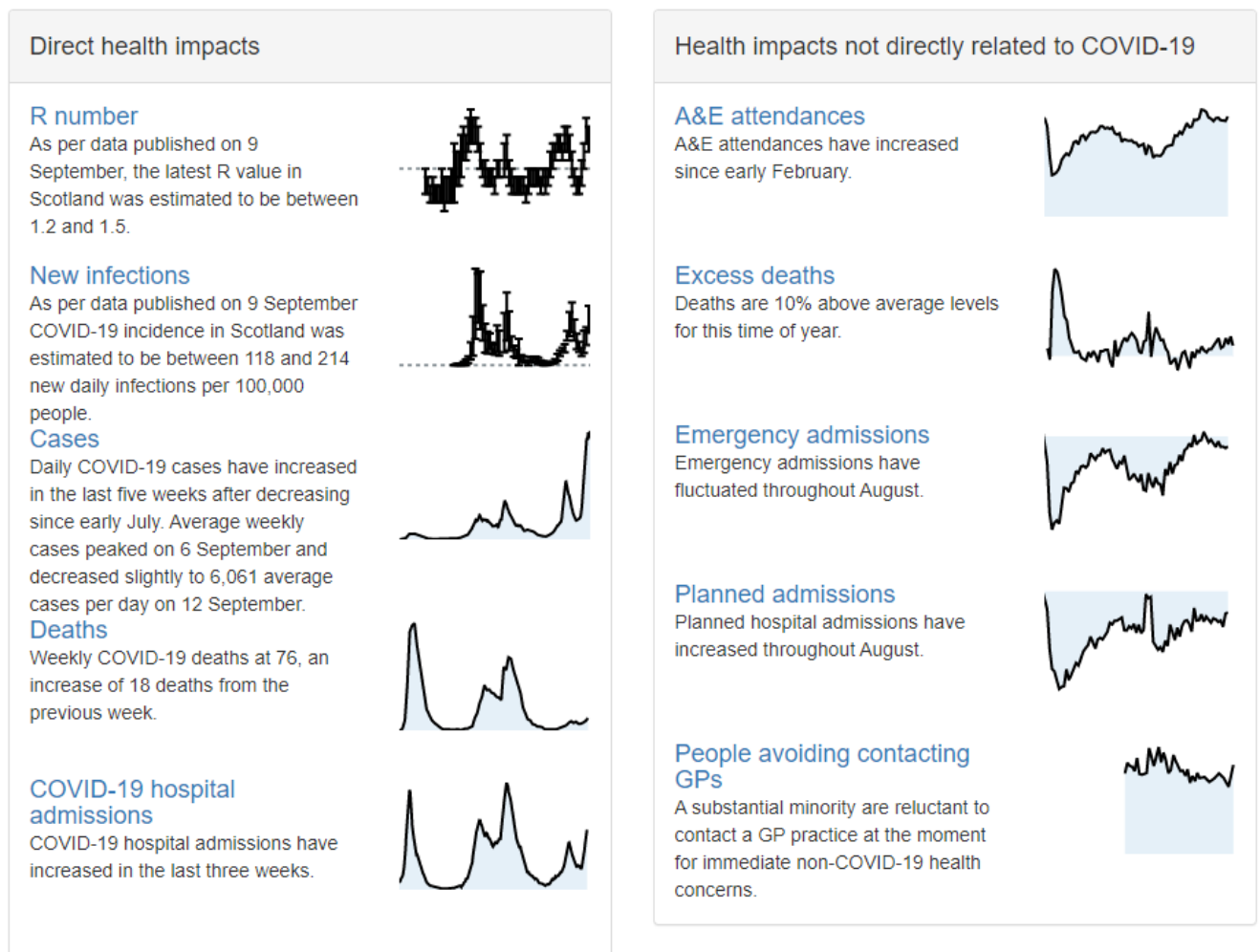
Source: Public Health Scotland

The Four Harms

Below is a snapshot of data taken from the Scottish Government's visual summary of the four harms, as at Monday 20th September. The text next to the charts is provided by the Scottish Government.

NB – in the majority of cases the charts run from around the start of the pandemic, though the economic indicators for example show trends over a five-year period)


[Further detail about each indicator](#) is provided on the government website



Societal impacts

Education

The percentage of school openings with pupils not in school because of COVID-19 related reasons has increased since the end of August.



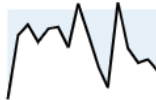
Crisis grants

Scottish Welfare Fund crisis grant applications were 5% higher in July 2021 than in July 2020.



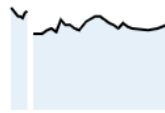
Crime

Recorded crime in July 2021 was lower than both July 2019 and July 2020.



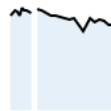
Loneliness

Around half of people report feeling lonely.



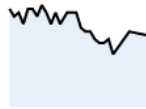
Trust in Scottish Government

There are consistently high levels of trust in the Scottish Government.



Perceived threat to jobs

1 in 5 employees are worried about the threat COVID-19 poses to their job.



Transport

The number of people saying they are concerned about people contracting or spreading COVID-19 on public transport remains high.



Economic impacts


Monthly Business Turnover Index (MBTI)

Business turnover in March is at a similar level to the same month last year.



Gross Domestic Product (GDP)

Scotland's GDP grew 0.9% in June.



Unemployment

Scotland's unemployment rate was 4.3% in April - June.



Claimant Count

Scotland's Claimant Count was 176,000 in July.



Key resources

Health: Covid-19

- **Scottish Government** - [latest protection levels; daily data for Scotland](#) and [latest reviews and evidence](#)
- **Vaccinations data** – published on the [Public health Scotland COVID-19 statistical report](#)
- **SPICe** – blogs on local [protection levels](#), [cases at a local level](#) and [latest available data](#) on testing, deaths, hospital admissions, and NHS absences, and blog on protection (NB please open using google chrome).
- **Public Health Scotland** - [Daily dashboard](#) (includes daily update, cases by neighbourhood, trends and demographics, and data table)
- **SPICe blog** - [Coronavirus \(COVID-19\): Vaccinations in Scotland – latest data](#) provide breakdowns of who has been vaccinated by age, sex, health board and eligibility criteria
- **Public Health Scotland** – [Open Data](#) includes analysis by age, sex, are and deprivation. And [Weekly report](#) (NB: published Wednesdays).

Wider issues

- **Scottish Government** [four harms interactive dashboard](#) – provides data and visuals on a range of indicators relating to the four harms: direct impact of COVID-19, other health effects, economic effects and social impacts
- **Public Health Scotland** - [Wider health impacts dashboard](#) - includes analysis of summary trends (e.g. hospital admissions, ambulance figures, excess deaths), cardiovascular statistics, child health, mental health and pregnancy.
- **Improvement Service** - [Dashboard on economic impacts](#) in Scotland.
- **Transport Scotland** - [Information on transport trends and public attitudes](#) towards transport for the pandemic period.
- **Scottish Government** [equality evidence finder](#).
- **SPICe blogs** – [links to key sources](#) and [timeline](#).

Simon Wakefield and Andrew Aiton: SPICe

20 September 2021