

COVID-19 Recovery Committee

**15th Meeting, 2022 (Session 6), Thursday
26 May 2022**

COVID-19 statistical update

Background

This note updates Members with some recent data on Covid-19, including:

Overall trends

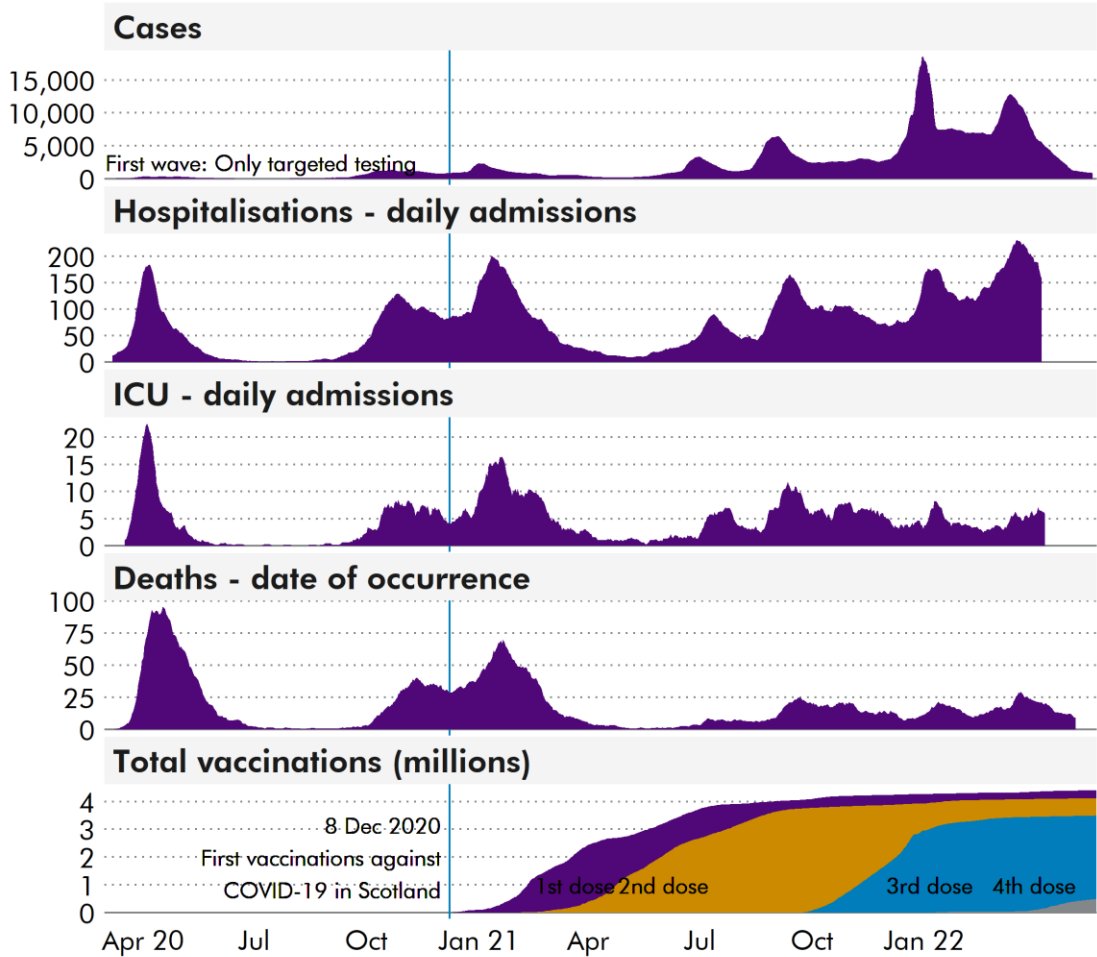
Numbers of cases in 2022

Covid Infection Rates in the Four Nations

Vaccine Uptake by Age, Local Authority, Ethnicity and Deprivation

Trends in COVID-19 cases, hospital admissions, ICU admissions, deaths and vaccinations in Scotland since the start of the pandemic

7 day averages | Data as at 23 May 2022

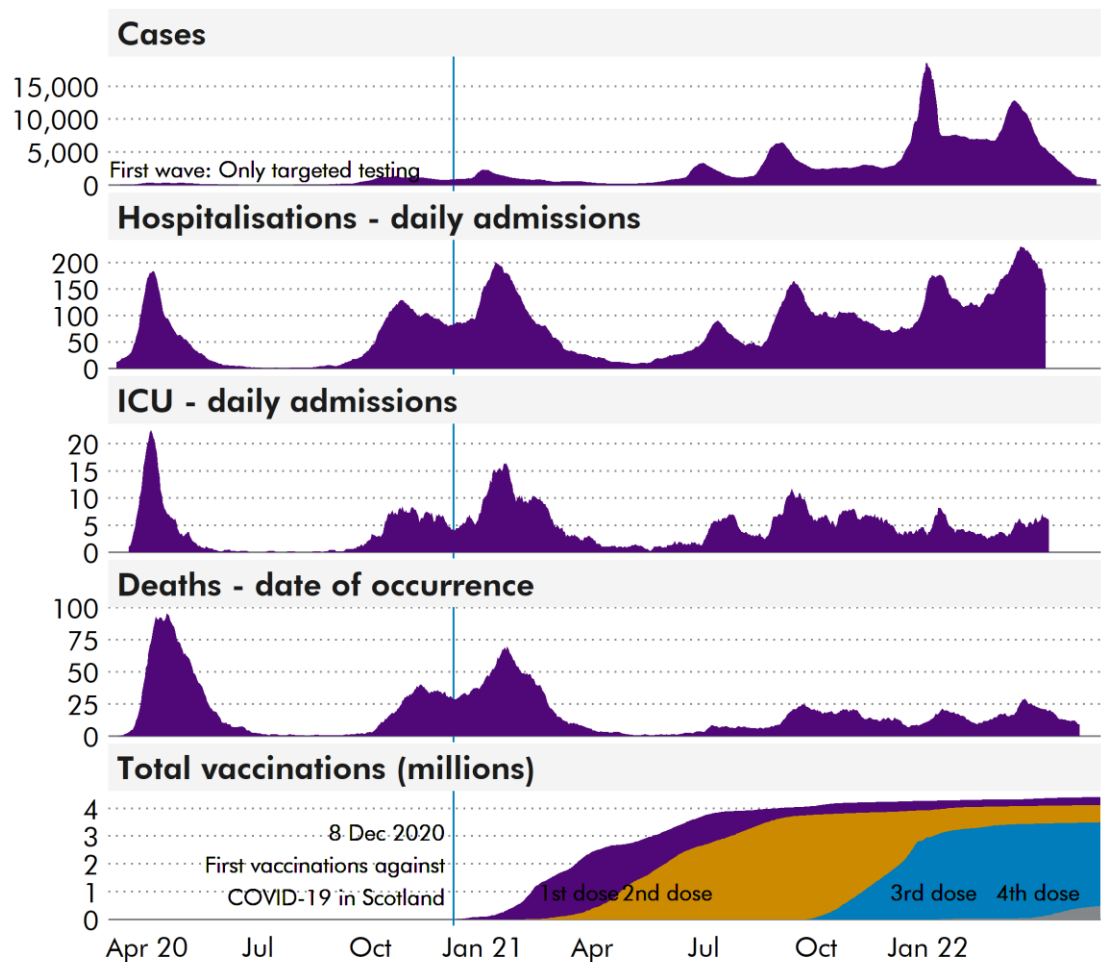


Source: Public Health Scotland and National Records of Scotland

Overall trends

Trends in COVID-19 cases, hospital admissions, ICU admissions, deaths and vaccinations in Scotland since the start of the pandemic

7 day averages | Data as at 23 May 2022

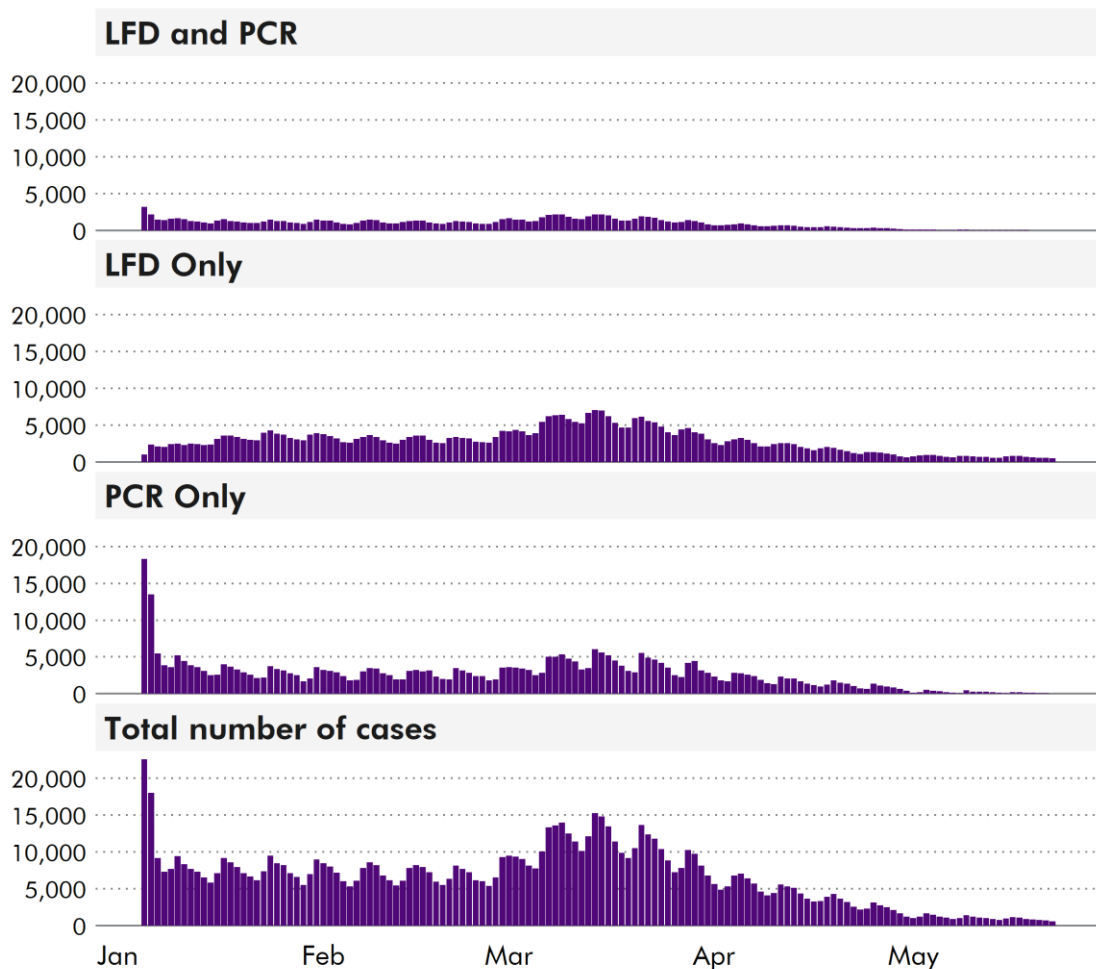


Source: Public Health Scotland and National Records of Scotland

Numbers of cases in 2022

Daily Number of COVID cases

By test type | Since 5 January 2022

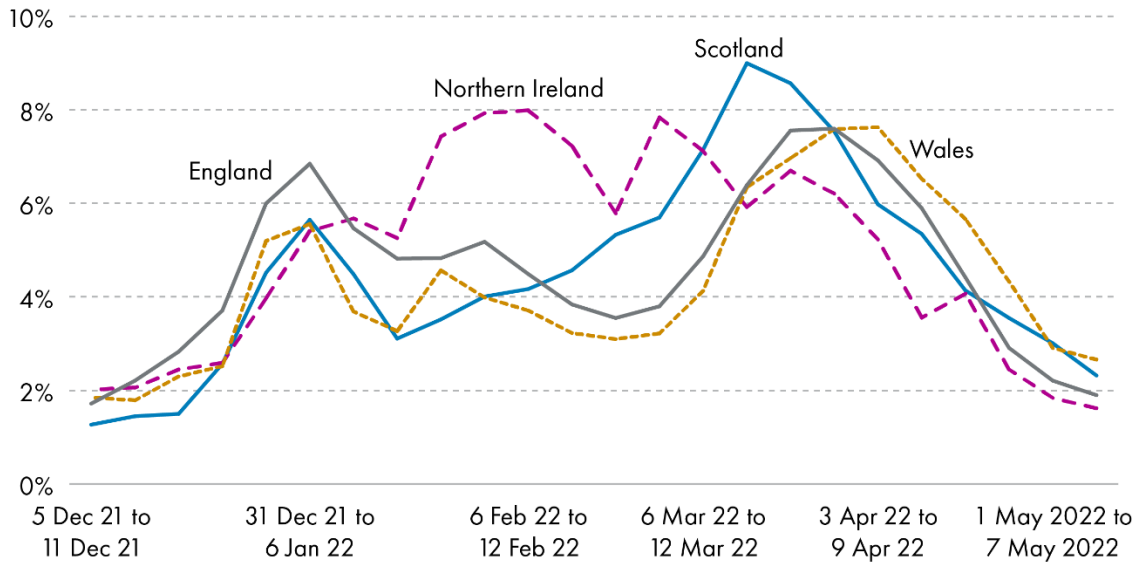


Source: Public Health Scotland

Covid Infection Rates in the Four Nations: Winter 2021-22

ONS Coronavirus (COVID-19) Infection Survey

Estimated average % of the population testing positive for COVID-19



(Source: [ONS Data Infection Survey, 20 May 2022](#))

The ONS Infection Survey estimates that the rate of those testing positive has fallen significantly since March/April 2022 and is now back to the same rates as at December 2021. The Scottish rate is currently estimated to be at 2.3%, having fallen from 9% in mid-March.

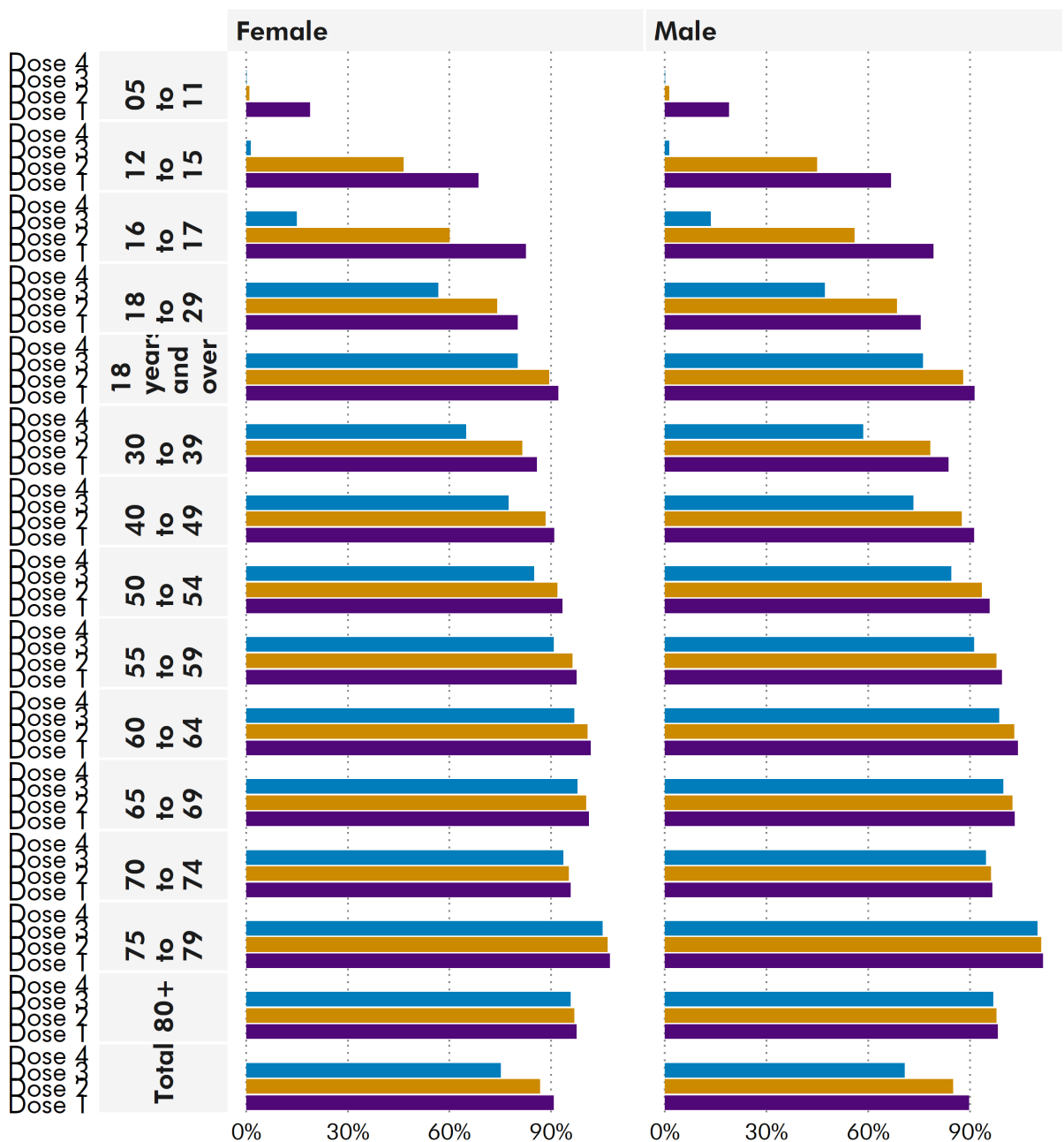
Vaccine Uptake

The following charts show vaccine uptake by age and sex, local authority and sex, ethnicity by age and by Scottish Index of Multiple Deprivation (SIMD) and age. The ethnicity and data on deprivation, by SIMD, was updated on 11 May 2022.

The data is also available on the SPICe blog [Coronavirus \(COVID-19\): Vaccinations in Scotland – latest data](#), which allow you to explore the data with interactive tools.

Proportion of population who have received the vaccine

By dose, age and sex | As at 22 May 2022



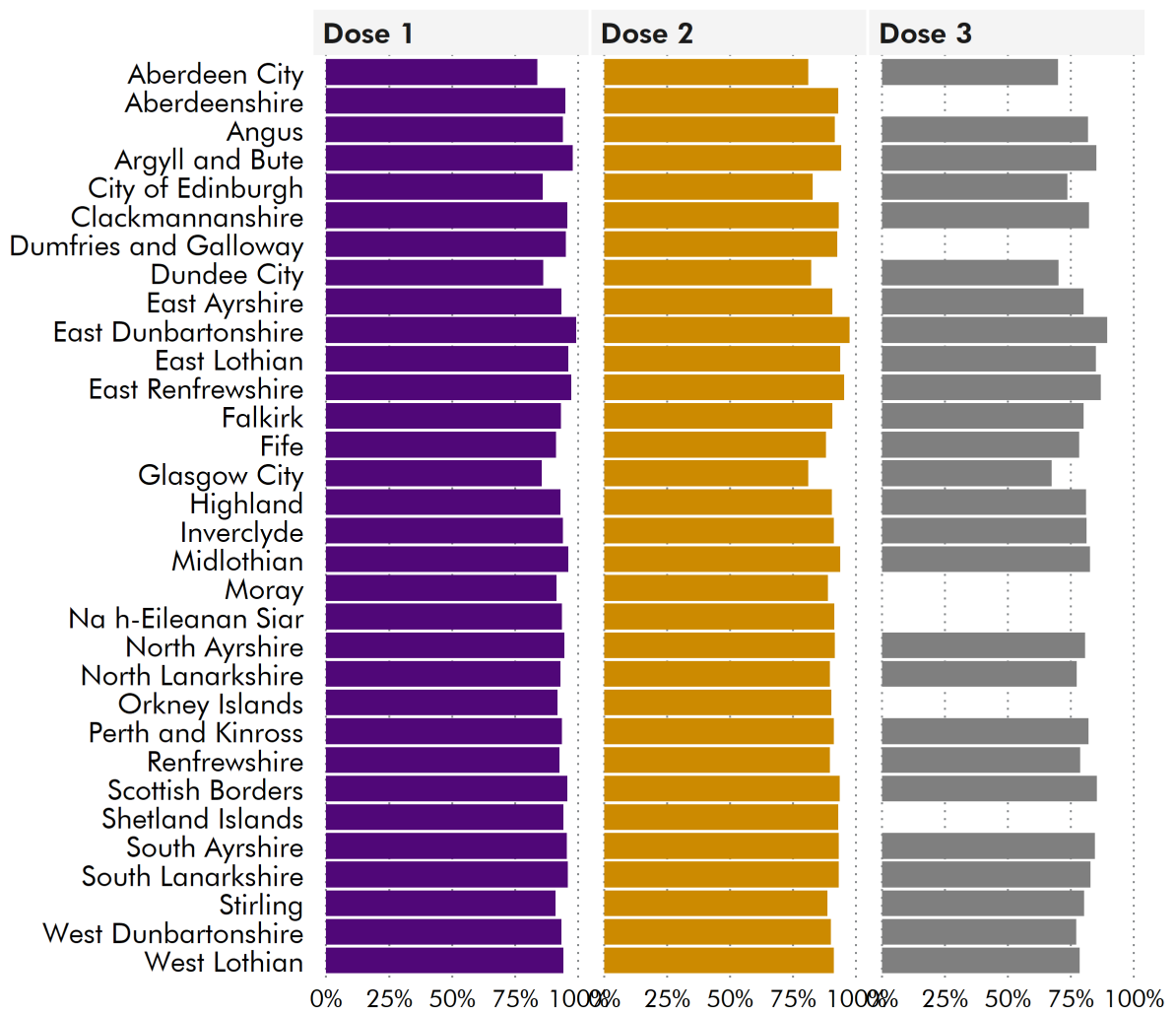
Source: Public Health Scotland

This [article by David Spiegelhalter and Anthony Masters](#) (Guardian June 2021) explains that some age groups report vaccination rates higher than 100% (in the English and Scottish figures) because of issues such as people moving into new age bands, and migration effects. It is also worth noting that there are more [registered patients in Scotland](#) (5,814,155) than the [overall population](#) (5,466,000).

At the time of publication, data for fourth doses was not available broken down by age group through the Public Health Scotland open data platform. At the time of publication data on third doses was not available for a small number of local authorities. Due to the way the data for the fourth dose is published it is difficult to incorporate it into this chart. You can see data for fourth dose by Health Board on the SPICe blog [Coronavirus \(COVID-19\): Vaccinations in Scotland – latest data](#).

Proportion of population who have received the vaccine

By dose and local authority | As at 22 May 2022

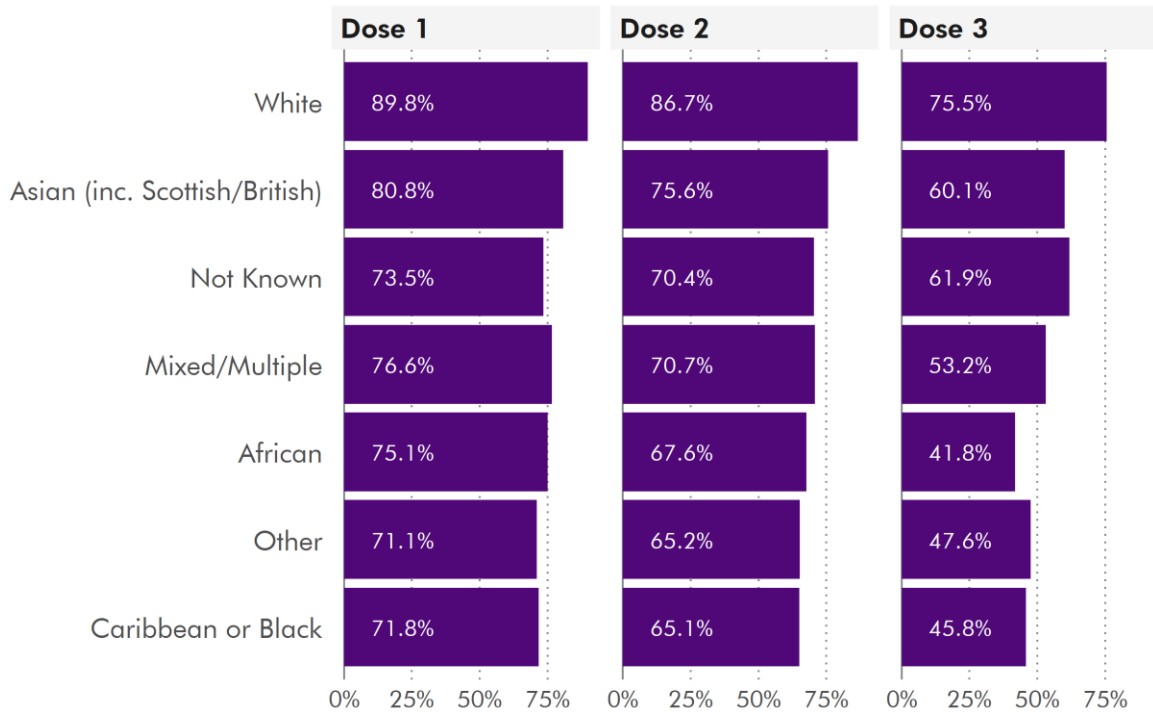


Source: Public Health Scotland

At the time of publication data on third doses was not available for a small number of local authorities. Due to the way the data for the fourth dose is published it is difficult to incorporate it into this chart. You can see data for fourth dose by Health Board on the SPICe blog

Vaccination uptake by ethnicity in Scotland

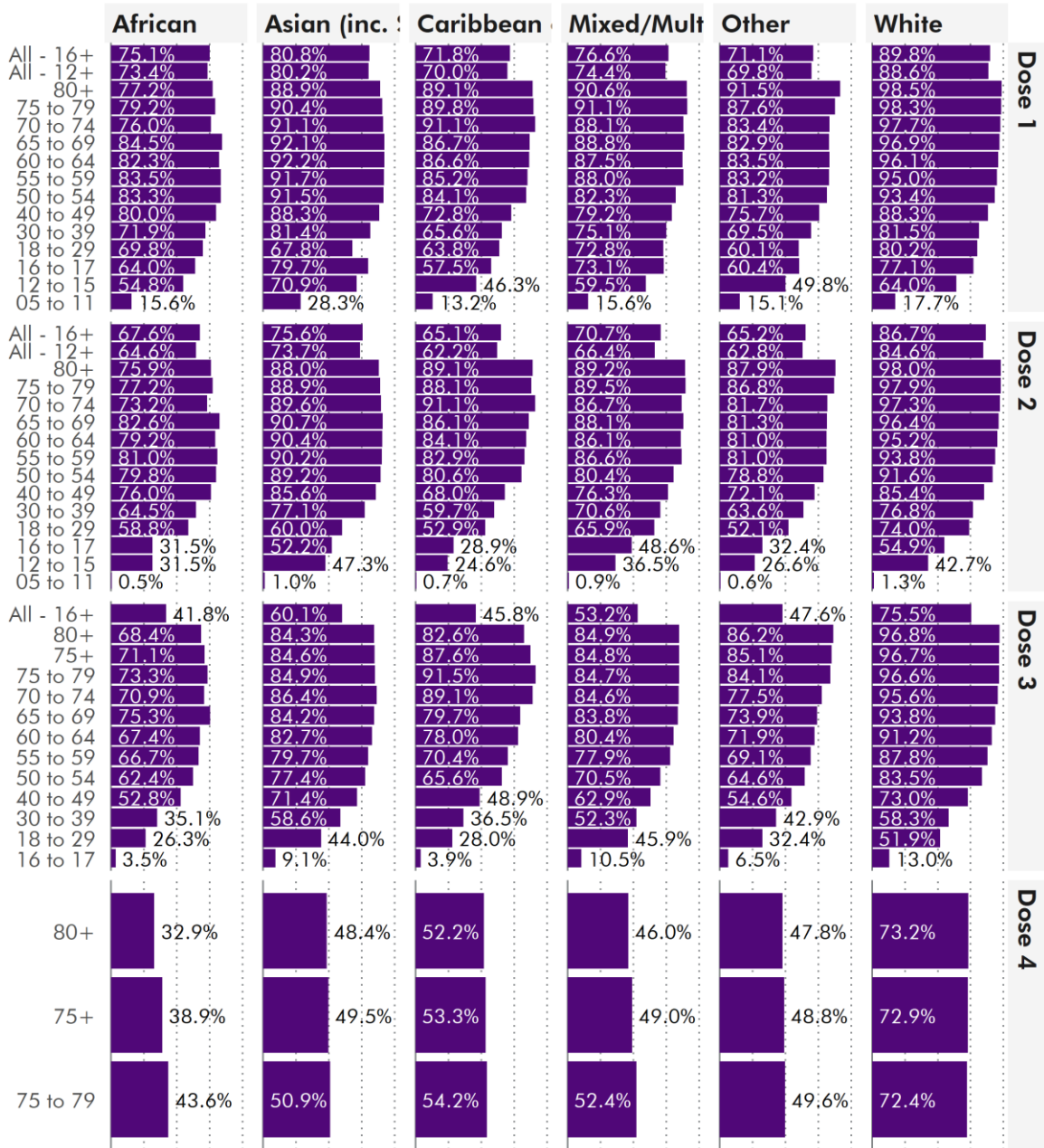
Age 16 + | As at 3 May 2022



The white ethnic group has the highest vaccine uptake across for all doses. There are three groups which have rates below 50% for the third dose, African (41.8%), Caribbean or Black (45.8%) and Other (47.6%). White is the only group with an uptake over 75% at 75.5%.

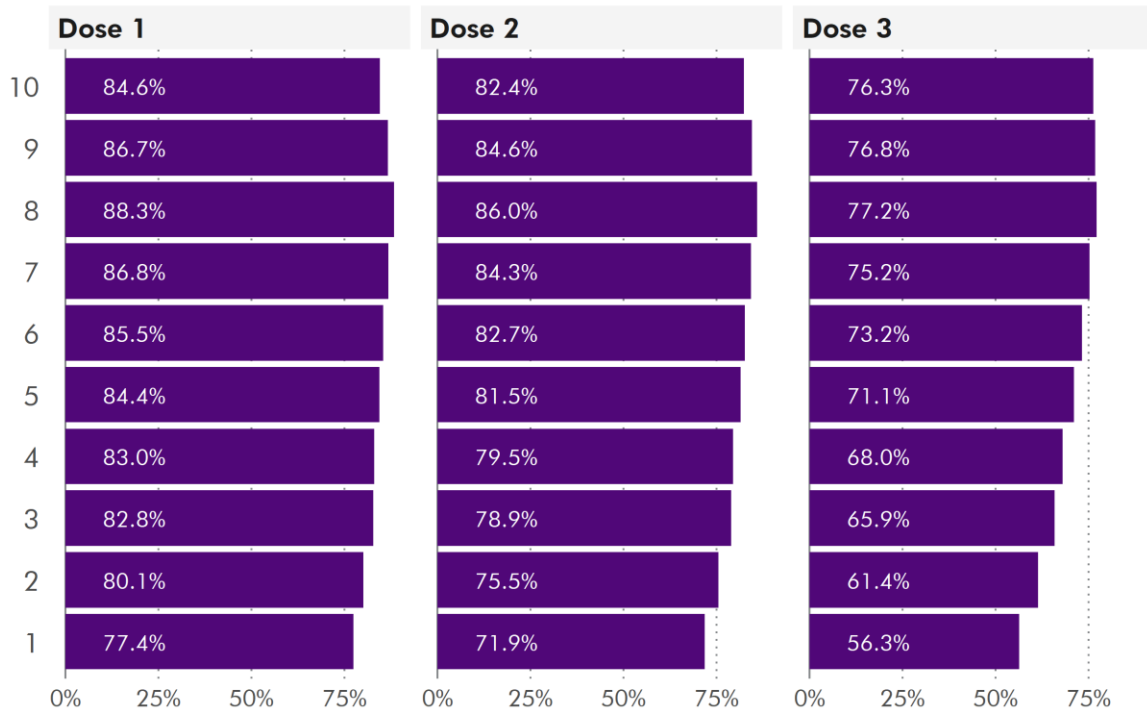
Vaccination uptake by ethnicity in Scotland

By age group and dose | As at 3 May 2022



Vaccination uptake by SIMD decile in Scotland

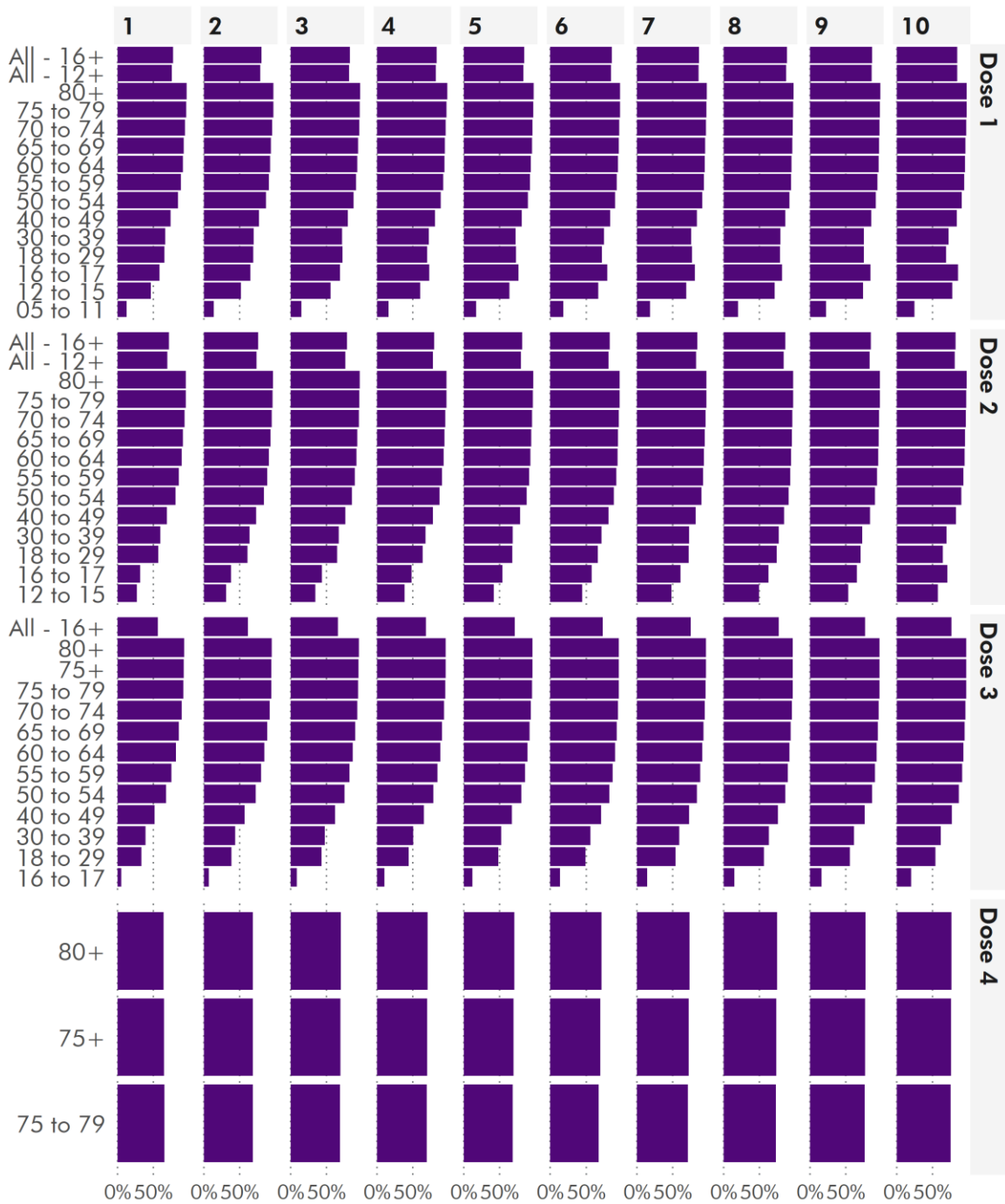
Age 16 + | As at 3 May 2022 | 1 = Most deprived and 10 = Least deprived



The most deprived areas have the lowest vaccine uptake rates, with the first and second decile, or 20% most deprived areas, having the lowest uptake across all doses.

Vaccination uptake by SIMD decile and age group in Scotland

As at 3 May 2022 | 1 = Most deprived and 10 = Least deprived



We can see again that the more deprived areas tend to have lower rates regardless of age, across all doses.

Key Resources

Health: COVID-19

- **Scottish Government** - [latest protection levels](#) and [latest reviews and evidence](#)
- **Vaccinations data** – published on the [Public health Scotland COVID-19 statistical report](#)
- **SPICe** – blogs on local [protection levels](#), [cases at a local level](#) and [latest available data](#) on testing, deaths, hospital admissions, and NHS absences, and blog on protection (NB please open using google chrome).
- **Public Health Scotland** - [Daily dashboard](#) (includes daily update, cases by neighbourhood, trends and demographics, and data table)
- **SPICe blog** - [Coronavirus \(COVID-19\): Vaccinations in Scotland – latest data](#) provide breakdowns of who has been vaccinated by age, sex, health board and eligibility criteria
- **Public Health Scotland** – [Open Data](#) includes analysis by age, sex, are and deprivation. And [Weekly report](#) (NB: published Wednesdays).

Wider issues

- **Scottish Government** [four harms interactive dashboard](#) – provides data and visuals on a range of indicators relating to the four harms: direct impact of COVID-19, other health effects, economic effects and social impacts
- **Public Health Scotland** - [Wider health impacts dashboard](#) - includes analysis of summary trends (e.g. hospital admissions, ambulance figures, excess deaths), cardiovascular statistics, child health, mental health and pregnancy.
- **Improvement Service** - [Dashboard on economic impacts](#) in Scotland, and **Transport Scotland** - [Information on transport trends and public attitudes](#) towards transport for the pandemic period.
- **Scottish Government** [equality evidence finder](#), and **SPICe blogs** – [links to key sources](#) and [timeline](#).

Andrew Aiton, and Kathleen Robson: SPICe Research
23 May 2022

Note: Committee briefing papers are provided by SPICe for the use of Scottish Parliament committees and clerking staff. They provide focused information or respond to specific questions or areas of interest to committees and are not intended to offer comprehensive coverage of a subject area.

The Scottish Parliament, Edinburgh, EH99 1SP www.parliament.scot