

CVDR/S6/22/13/4

SPICe

The Information Centre
An t-Ionad Fiosrachaidh

COVID-19 Recovery Committee

**13th Meeting, 2022 (Session 6), Thursday
28 April 2022**

COVID-19 statistical update

Background

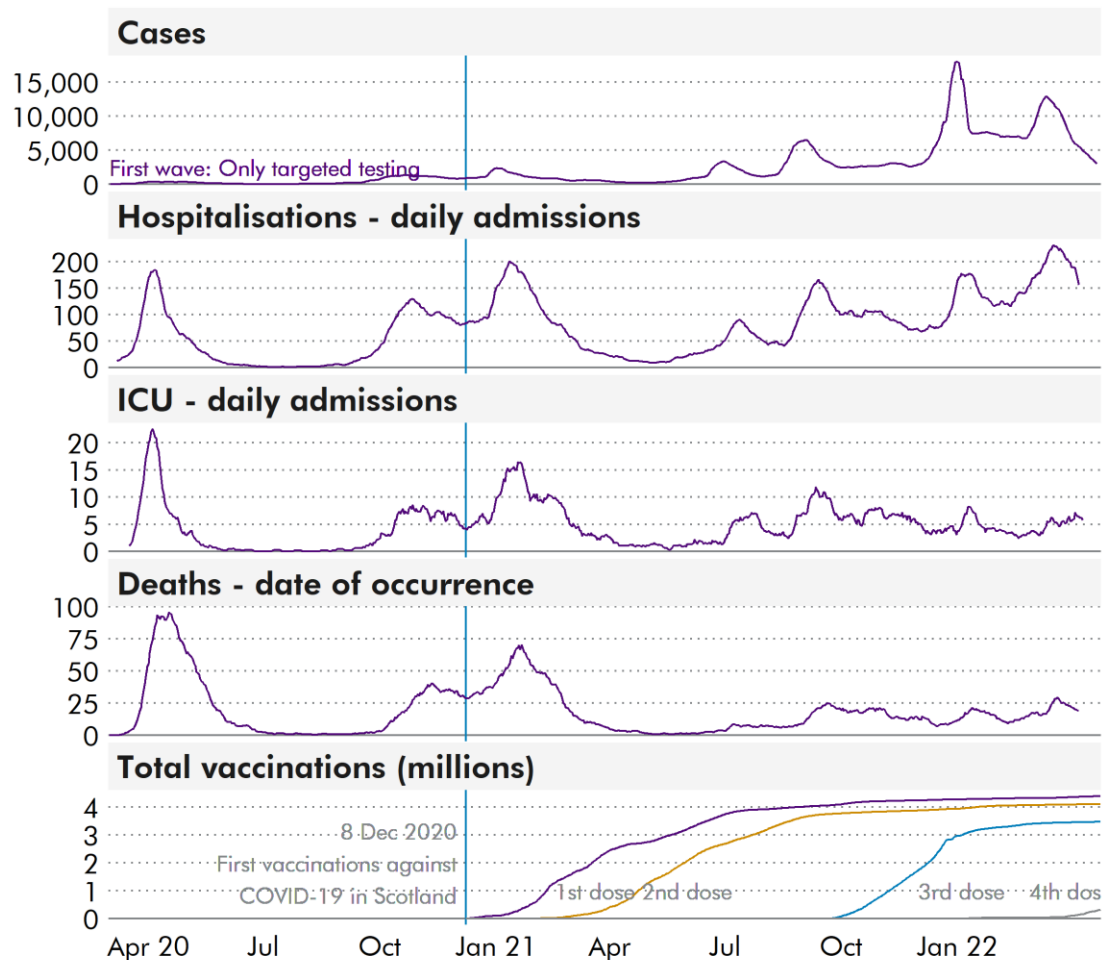
This note updates Members with some recent data on Covid-19, including:

- Overall trends in cases, hospital and ICU admission, vaccinations and deaths
- Numbers of cases by test type, reinfections and for the Four Nations
- Workforce absences in the NHS and in care homes
- Waste water sampling
- Links to further resources

Trends in case, hospitalisation and ICU admissions, vaccinations and deaths

Trends in COVID-19 cases, hospital admissions, ICU admissions, deaths and vaccinations in Scotland since the start of the pandemic

7 day averages | Data as at 25 April 2022

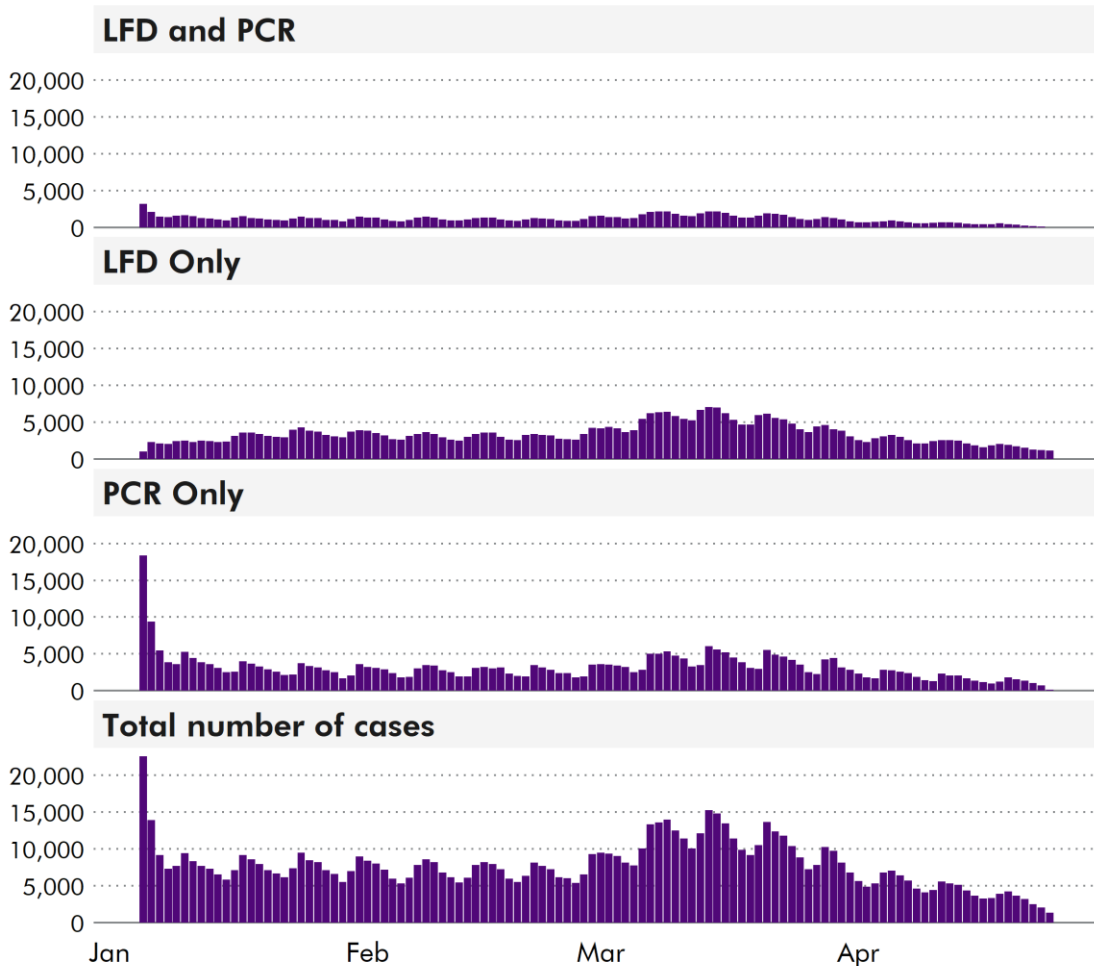


Source: Public Health Scotland and National Records of Scotland

Numbers of cases in 2022

Daily Number of COVID cases

By test type | Since 5 January 2022

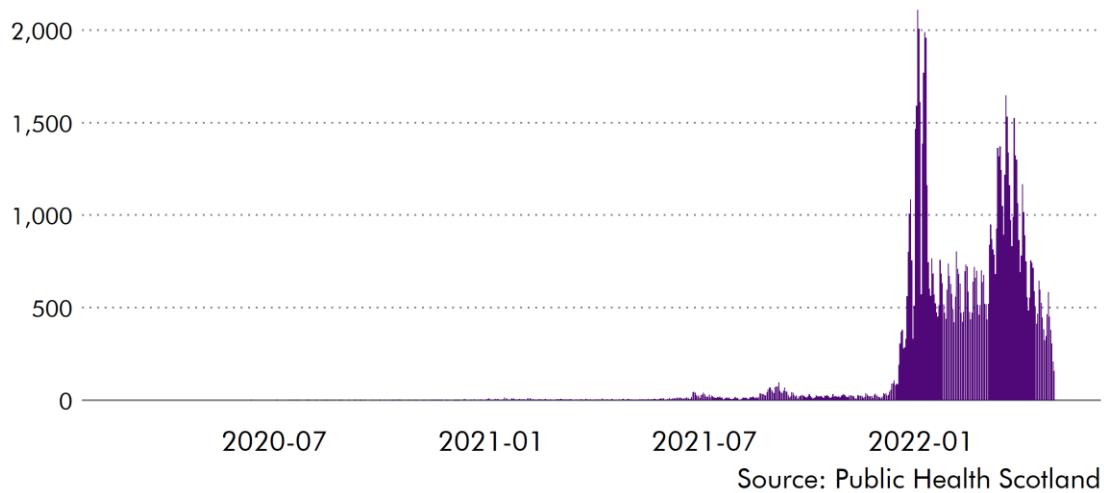


Source: Public Health Scotland

Number of reinfections

Daily COVID reinfections

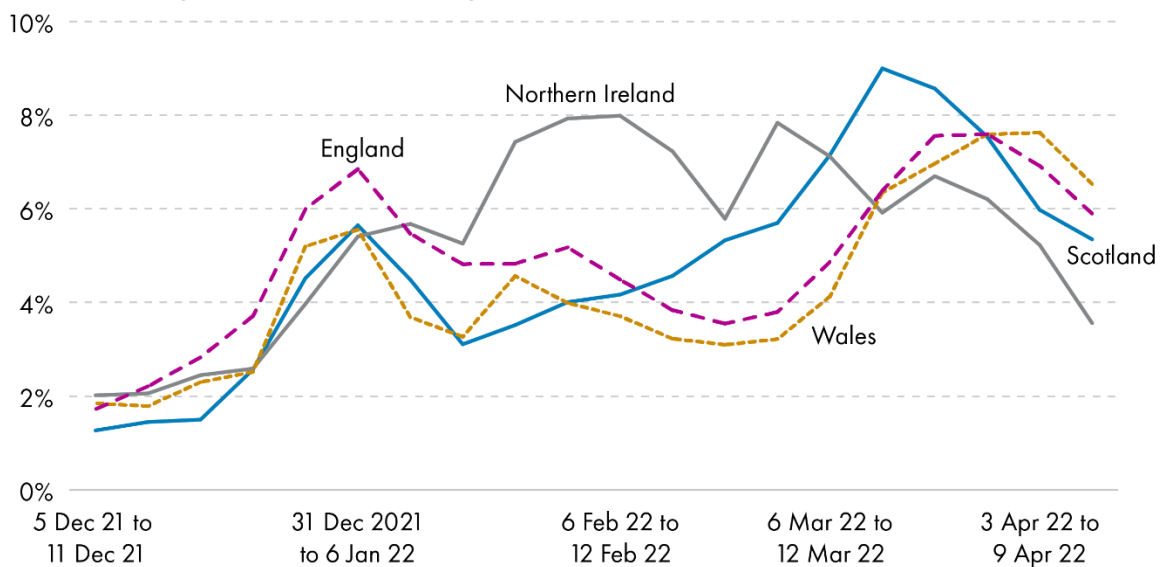
Number of reinfections reported each date



Covid Infection Rates in the Four Nations: Winter 2021/22

ONS Coronavirus (COVID-19) Infection Survey

Estimated average % of the population testing positive for COVID-19



(Source: [ONS Data Infection Survey, 22 April 2022](#))

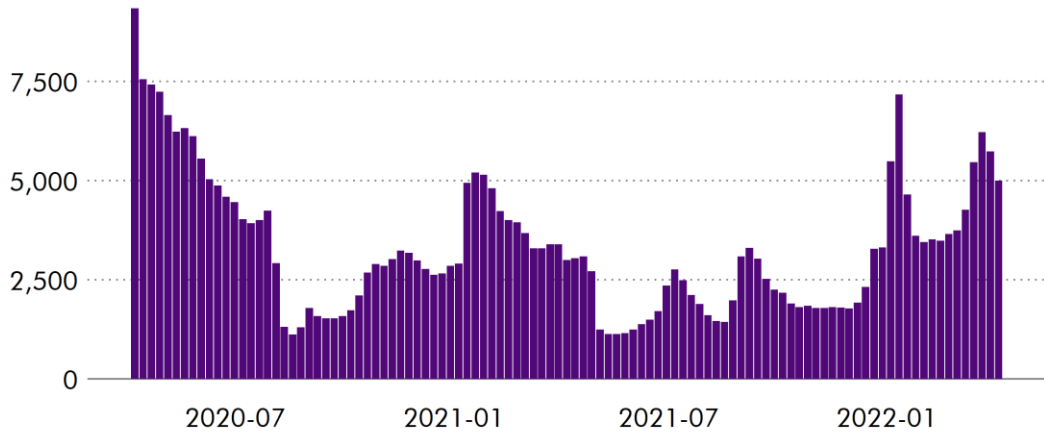
The ONS survey (22/4/22) indicated that in Scotland, the percentage of people testing positive for COVID-19 in Scotland has fallen from its 9% in the week ending 20 March 2022 to 5.4% for the week ending 16 April.

Workforce Absences

The chart below gives the overall picture of NHS staff absences throughout the pandemic (up to week ending 5 April 2022 – taken from [Scottish Government; trends in daily data](#)). It should be noted that the Scottish Government are no longer updating their daily COVID data and 5 April is the latest available data.

Number of NHS staff absences due to Covid-19

Weekly averages | All staff

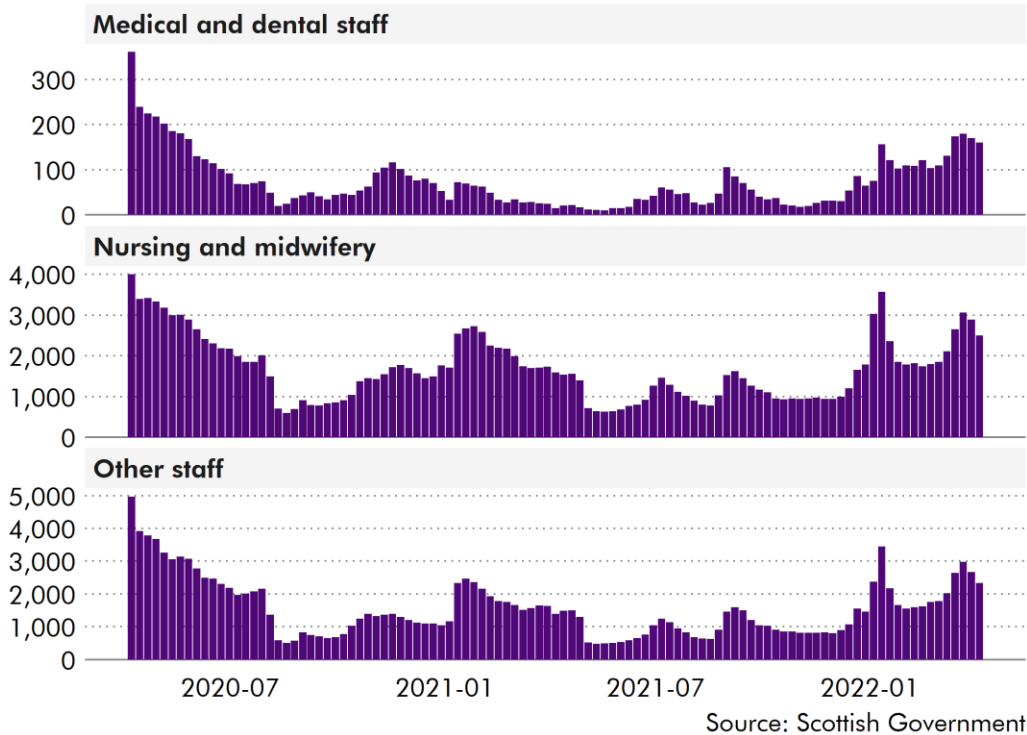


Source: Scottish Government

The chart below breaks the above figures down by staff specialities

Number of NHS staff absences due to Covid-19

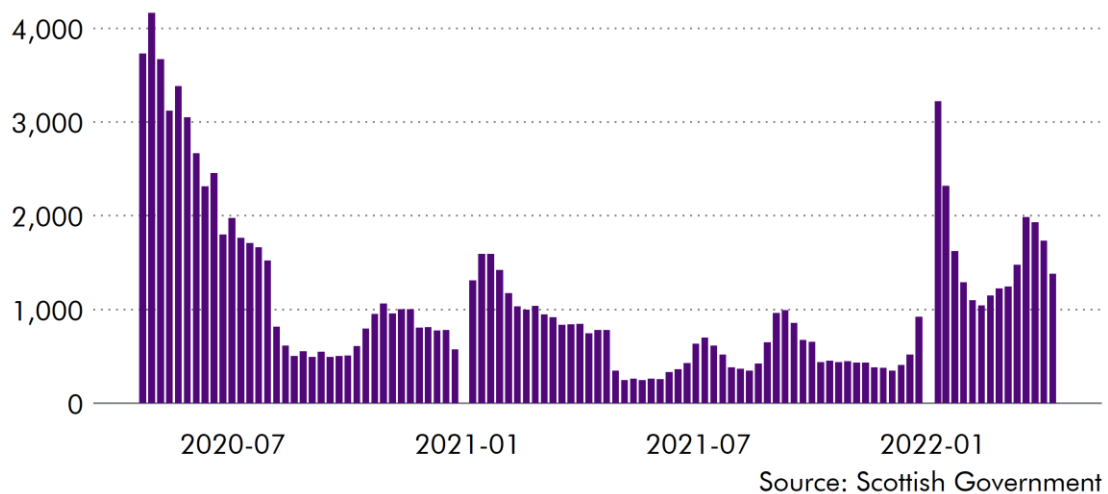
Weekly averages | By staff specialities



The chart below shows the number of staff absences at care homes throughout the pandemic.

Number of care home staff absences due to Covid-19

Weekly averages | All staff



Waste water sampling


In May SEPA 2020 began exploratory work to pinpoint fragments of coronavirus' ribonucleic acid (RNA) in local waste water. Testing is conducted on incoming waste water samples collected by Scottish Water and its operators at 106 public waste water treatment works across the country, covering all 14 NHS Scotland health board areas. Most locations are tested weekly, but this can be increased when local outbreaks are apparent.

The analysis looks at the number of COVID markers per litre in waste water. There are four descriptions based the number of markers per litre, namely 'Negative', 'Weak Positive', 'Positive (DNQ)' and 'Positive'. It should be noted that this data should be used with caution as outlined in the methodology of the sampling on the [SEPA website](#).

To provide visualisation of the data we have separated the date by size of population the site is serving and NHS health board.

Waste water sampling for COVID

By health board and sites with populations less than 10,000 | Data extracted 25 April 2022



Waste water sampling for COVID

By health board and sites with populations of 10,000 or more | Data extracted 25 April 2022



Key Resources

- **Health: COVID-19**
- **Scottish Government** - [latest protection levels](#); [daily data for Scotland](#) and [latest reviews and evidence](#)
- **Vaccinations data** – published on the [Public health Scotland COVID-19 statistical report](#)
- **SPICe** – blogs on local [protection levels](#), [cases at a local level](#) and [latest available data](#) on testing, deaths, hospital admissions, and NHS absences, and blog on protection (NB please open using google chrome).
- **Public Health Scotland** - [Daily dashboard](#) (includes daily update, cases by neighbourhood, trends and demographics, and data table)
- **SPICe blog** - [Coronavirus \(COVID-19\): Vaccinations in Scotland – latest data](#) provide breakdowns of who has been vaccinated by age, sex, health board and eligibility criteria
- **Public Health Scotland** – [Open Data](#) includes analysis by age, sex, are and deprivation. And [Weekly report](#) (NB: published Wednesdays).
- **Wider issues**
- **Scottish Government** [four harms interactive dashboard](#) – provides data and visuals on a range of indicators relating to the four harms: direct impact of COVID-19, other health effects, economic effects and social impacts
- **Public Health Scotland** - [Wider health impacts dashboard](#) - includes analysis of summary trends (e.g. hospital admissions, ambulance figures, excess deaths), cardiovascular statistics, child health, mental health and pregnancy.
- **Improvement Service** - [Dashboard on economic impacts](#) in Scotland, and **Transport Scotland** - [Information on transport trends and public attitudes](#) towards transport for the pandemic period.
- **Scottish Government** [equality evidence finder](#), and **SPICe blogs** – [links to key sources](#) and [timeline](#).

Andrew Aiton, Simon Wakefield, and Kathleen Robson: SPICe Research
28 March 2022

Note: Committee briefing papers are provided by SPICe for the use of Scottish Parliament committees and clerking staff. They provide focused information or respond to specific questions or areas of interest to committees and are not intended to offer comprehensive coverage of a subject area.

The Scottish Parliament, Edinburgh, EH99 1SP www.parliament.scot